



medical **ECONET**  
GERMANY

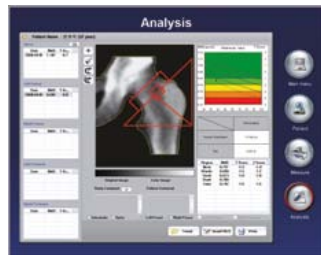
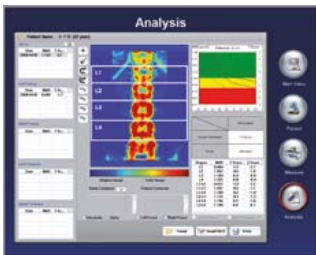
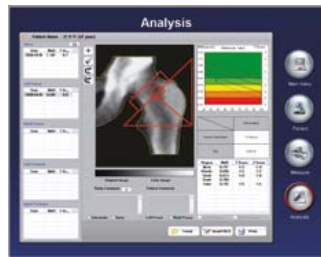
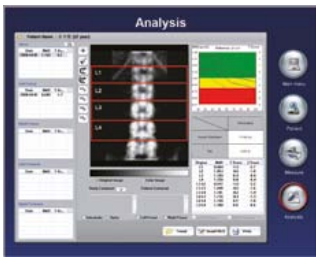
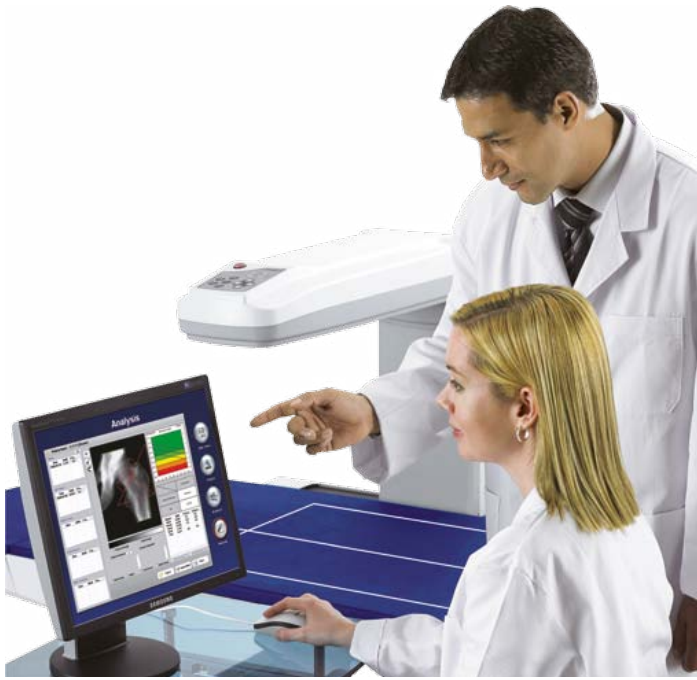


## *inus* | D

Diagnostic measurement by „Gold-Standard“  
at both Femur and Spine

- Easy to operate by intuitive software
- Comprehensive report by issuing T- and Z-Score
- Short testing time of ca. 2 minutes per scan area
- Low radiation of patient and operator thanks to pencil beam
- Specifically designed for small spaces
- FRAX®
- Pediatric Mode

# Specifications



System	
X-ray Source	DEXA (Dual Energy X-ray Absorptiometry)
Scanning	Pencil beam
Performance	
Scan Site	Spine L1 - L4, Dual Femur, Forearm
Scan Type	Non-Stop Scan
Scan Time Fast	L1 - L4 ca. 1,5 minutes; Femur ca. 1 minute
Scan Time Normal	L1 - L4 ca. 3 minutes; Femur ca. 2 minute
Accuracy	< 1%
Measured Parameters	BMD/BMC / Area / tissue thickness
Calibration	automatic calibration, daily QC phantom
Patient Positioning	laser aid positioning (Plus Shape Type)
Image Transmission	DICOM
Environmental Conditions	
Operating Temperature	15 - 40°C
Humidity	20 - 80%
Operating Voltage	AC 220V - 240V, 50 / 60 Hz
System Requirements	
Operating System	Win 7/10 (PC included)
Monitor	LCD Monitor (1280 x 1024 pixels)
Printer	Color ink jet
Dimensions & Weight	
Weight	130,5 kg
Dimensions	1900 x 800 x 1210 mm (Full Size)
Electrical Safety	
Classification	Class I, Type B

## Dimensions

1900 x 800 x 1210 mm, ca. 131 kg



Im Erlengrund 20, 46149 Oberhausen - Germany

t: +49 (0) 208 377 890-0 info@medical-econet.com  
 f: +49 (0) 208 377 890-55 www.medical-econet.com  
 facebook.com/medicaleconetgermany  
 twitter.com/medicaleconet

Distributor



\*All specifications are subject to change without notice